

### AC to DC Open Frame Regulated Power Supplies and Over Voltage Protection

#### AC to DC Open Frame Regulated Power Supplies

- Features**
- Wide Range AC Input
  - Full Output Rating Up to +50°C Ambient
  - Fully Regulated Output
  - Fold Back Current Limiting with Auto Recovery

- General Specifications**
- Hold Up Time Less Than 1 ms at Nominal Input Typical Load
  - Line Regulation ±0.5% for AC 10% Change
  - Remote Sensing Provided On All Models, 3 A and Above, Open Sense Lead Protection Built In
  - UL, CSA and TÜV Approved

Stock No.	Mfr.'s Type	Max. Watts	Output 1	Output 2	Output 3	Dimensions (L x W x H)	EACH	
							1-24	25-49
879-0027	SS5-3/OVP	15.0	5 V/3.0 A	—	—	4.84" x 3.99" x 2.40"	37.25	35.47
879-0028	SS12-1.7	20.4	12 V/1.7 A	—	—	4.84" x 3.99" x 2.40"	35.27	33.57
879-0029	SS15-1.5	22.5	15 V/1.5 A	—	—	4.84" x 3.99" x 2.40"	37.59	35.98
879-0031	SS24-1.2	28.8	24 V/1.2 A	—	—	4.84" x 3.99" x 2.40"	35.49	33.78

Linear B								
Stock No.	Mfr.'s Type	Max. Watts	Output 1	Output 2	Output 3	Dimensions (L x W x H)	EACH	
							1-24	25-49
879-0032	SS5-6/OVP	30.0	5 V/6.0 A	—	—	5.64" x 4.86" x 2.40"	63.26	60.22
879-0033	SS12-3.4	40.8	12 V/3.4 A	—	—	5.64" x 4.86" x 2.40"	54.44	51.83
879-0034	SS24-2.4	57.6	24 V/2.4 A	—	—	5.64" x 4.86" x 2.40"	56.56	54.13

Linear C								
Stock No.	Mfr.'s Type	Max. Watts	Output 1	Output 2	Output 3	Dimensions (L x W x H)	EACH	
							1-24	25-49
879-0036	SS5-9/OVP	45.0	5 V/9.0 A	—	—	7.01" x 4.87" x 2.75"	86.18	82.04
879-0037	SD5-3/12-1.5	61.2	5 V/3.0 A	12 V/1.5 A	—	7.01" x 4.87" x 2.75"	68.33	65.05
879-0038	ST5-3/5-5/12-5	67.5	5 V/3.0 A	5 V/0.5 A	12 V/0.5 A	7.01" x 4.87" x 2.75"	76.04	72.38
879-0039	ST5-3/12-5/12-5	86.4	5 V/3.0 A	12 V/0.5 A	—	7.01" x 4.87" x 2.75"	67.44	64.20
879-0041	SS12-5.1	33.0	12 V/5.1 A	—	—	7.01" x 4.87" x 2.75"	77.14	73.44
879-0042	SS15-4.5	23.3	15 V/4.5 A	—	—	7.01" x 4.87" x 2.75"	77.36	73.64
879-0043	SS24-3.6	27.0	24 V/3.6 A	—	—	7.01" x 4.87" x 2.75"	79.99	76.59

Linear D								
Stock No.	Mfr.'s Type	Max. Watts	Output 1	Output 2	Output 3	Dimensions (L x W x H)	EACH	
							1-24	25-49
879-0044	SD12-1.8/12-1.8	43.2	12 V/1.8 A	-12 V/1.8 A	—	7.01" x 4.88" x 2.50"	65.68	62.53
879-0046	SD15-1.5/15-1.5	45.0	15 V/1.5 A	-15 V/1.5 A	—	7.01" x 4.88" x 2.50"	65.68	62.53

Linear F								
Stock No.	Mfr.'s Type	Max. Watts	Output 1	Output 2	Output 3	Dimensions (L x W x H)	EACH	
							1-24	25-49
879-0047	ST5-3/12-1/12-1	39.0	5 V/3.0 A	12 V/1.0 A	-12 V/1.0 A	10.20" x 4.02" x 2.50"	81.11	77.21

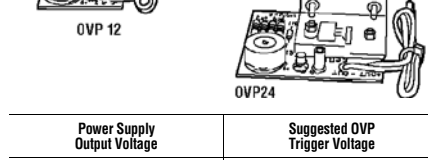
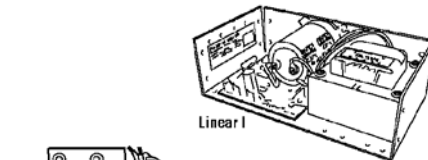
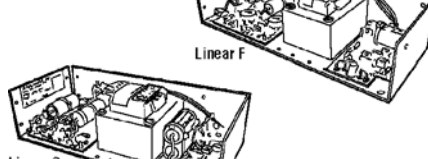
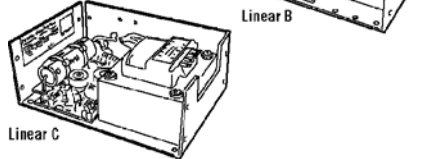
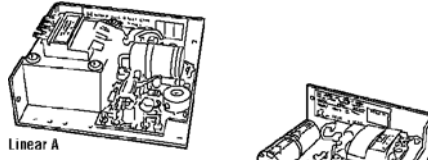
Linear G								
Stock No.	Mfr.'s Type	Max. Watts	Output 1	Output 2	Output 3	Dimensions (L x W x H)	EACH	
							1-24	25-49
879-0048	ST5-6/12-1.8/12-1.8	73.2	5 V/6.0 A	12 V/1.8 A	-12 V/1.8 A	11.00" x 4.88" x 2.76"	118.36	112.68

Linear G1								
Stock No.	Mfr.'s Type	Max. Watts	Output 1	Output 2	Output 3	Dimensions (L x W x H)	EACH	
							1-24	25-49
879-0051	ST5-9/12-1.8/12-1.8	88.2	5 V/9.0 A	12 V/1.8 A	-12 V/1.8 A	11.00" x 4.88" x 2.86"	123.43	117.50

Linear H								
Stock No.	Mfr.'s Type	Max. Watts	Output 1	Output 2	Output 3	Dimensions (L x W x H)	EACH	
							1-24	25-49
879-0052	ST5-2/12-4/12-4	24.0	5 V/2.0 A	12 V/0.4 A	12 V/0.4 A	6.50" x 4.02" x 2.06"	63.70	60.65
879-0053	SD12-1/12-1	24.0	12 V/1.0 A	-12 V/1.0 A	—	6.50" x 4.02" x 2.06"	52.46	49.94
879-0054	SD15-8/15-8	19.6	15 V/0.8 A	-15 V/0.8 A	—	6.50" x 4.02" x 2.06"	52.68	50.15

Linear I								
Stock No.	Mfr.'s Type	Max. Watts	Output 1	Output 2	Output 3	Dimensions (L x W x H)	EACH	
							1-24	25-49
879-0056	SS5-12/OVP	60.0	5 V/12.0 A	—	—	9.02" x 4.88" x 2.76"	101.61	96.73
879-0057	SS12-6.8	81.6	12 V/6.8 A	—	—	9.02" x 4.88" x 2.76"	97.81	93.62
879-0058	SS15-6	90.0	15 V/6.0 A	—	—	9.02" x 4.88" x 2.76"	106.02	100.92
879-0059	SS15-7	105.0	15 V/7.0 A	—	—	9.02" x 4.88" x 2.76"	110.20	104.91
879-0061	SD12-3/4/12-3.4	81.6	12 V/3.4 A	12 V/3.4 A	—	9.02" x 4.88" x 2.76"	93.89	89.38
879-0062	SD15-3/15-3	90.0	15 V/3.0 A	15 V/3.0 A	—	9.02" x 4.88" x 2.76"	92.35	87.92
879-0063	SD5-6/12-3.4	70.8	5 V/6.0 A	12 V/3.4 A	—	9.02" x 4.88" x 2.76"	98.96	94.22
879-0064	ST5-6/12-1/12-1	54.0	5 V/6.0 A	12 V/1.0 A	-12 V/1.0 A	9.02" x 4.88" x 2.76"	102.49	97.57

Over Voltage Protection								
Stock No.	Mfr.'s Type	Max. Watts	Output 1	Output 2	Output 3	Dimensions (L x W x H)	EACH	
							1-24	25-49
879-0012	OVP12	12 V	1.57" x 1.57" x 0.63"	—	—	—	8.16	8.16
879-0013	OVP24	24 V	2.76" x 1.97" x 0.63"	—	—	—	8.16	8.16

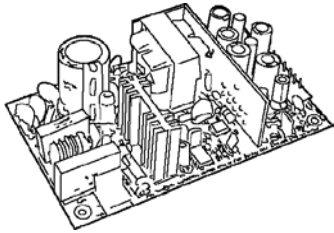


Power Supply Output Voltage	Suggested OVP Trigger Voltage
5 VDC	6.2 V ±0.4
6 VDC	7.0 V
12 VDC	14.0 V
15 VDC	17.0 V
18 VDC	21.0 V
20 VDC	23.0 V
24 VDC	27.0 V
Dual +12 VDC	27.0 V
Dual +15 VDC	33.0 V

### Open Frame Switching Power Supplies

- Features**
- Wide Range AC Input
  - Level B EMI Filter
  - Fully Regulated Output
  - High Efficiency
  - Popular 3" x 5" Card

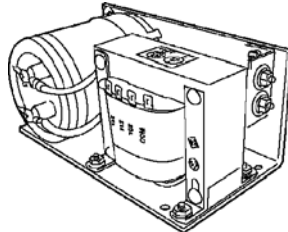
- General Specifications**
- 90-240 VAC, 47-63 Hz Input
  - 1.5 A Max. Current
  - 1% Max. Ripple/Noise
  - Pulsing Mode, Auto Recovery Short Circuit Protection
  - 0-50°C Operating Temperature
  - UL, CSA, IEC 950
  - Dimensions (L x W x H): 5.01" x 2.99" x 1.27"



Stock No.	Mfr.'s Type	Max. Watts	Output 1	Output 2	Output 3	EACH	
						1-24	25-49
879-0014	OS40-105	40	5 V/8.0 A	—	—	33.13	29.97
879-0016	OS40-112	40	12 V/3.5 A	—	—	33.13	29.97
879-0017	OS40-115	40	15 V/2.7 A	—	—	33.13	29.27
879-0018	OS40-124	40	24 V/1.7 A	—	—	33.13	29.97
879-0019	OS40-201	40	5 V/5.0 A	12 V/1.0 A	—	34.17	30.91
879-0021	OS40-202	40	5 V/5.0 A	24 V/0.5 A	—	34.17	30.91
879-0022	OS40-203	40	5 V/8.0 A	12 V/0.6 A	—	34.17	30.91
879-0023	OS40-301	40	5 V/3.0 A	12 V/2.0 A	—	35.20	31.85
879-0024	OS40-302	40	5 V/3.0 A	12 V/2.0 A	-12 V/0.3 A	35.20	31.85
879-0025	OS40-303	40	5 V/5.0 A	12 V/1.0 A	-12 V/0.3 A	35.20	31.85
879-0026	OS40-304	40	5 V/3.0 A	12 V/1.5 A	-15 V/0.3 A	35.20	31.85

### AC to DC Open Frame Unregulated Power Supplies

- Features**
- Open Frame
  - Fully Isolated Output
  - 1500 VAC Input/Output Isolation
- General Specifications**
- 105/115/125 Voltage
  - 47-440 Hz Frequency
  - 0-40°C Operating Temperature



Stock No.	Mfr.'s Type	Max. Watts	Output	No Load	Full Load	Dimensions (L x W x H)	EACH	
							1-24	25-49
879-2230	BFS100-24	100	24 V/3.5 A	30.5	25.5	7.1" x 3.3" x 3.8"	123.64	111.87
879-2270	BFS200-24	200	24 V/7.5 A	32.2	27.3	8.1" x 3.9" x 5.0"	167.27	151.35
879-2290	BFS500-24	500	24 V/20.0 A	29.2	24.6	9.0" x 4.6" x 5.6"	247.27	223.74
879-2300	BFS500-48	500	48 V/10.0 A	56.6	48.4	9.0" x 4.6" x 5.6"	247.27	223.74